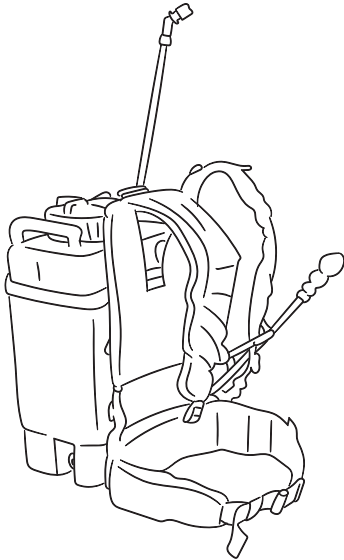
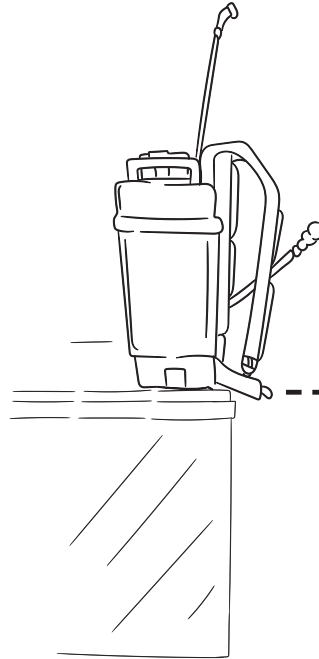


Knapsack How to guide



1

Make sure all fastenings are secure and in the right place.

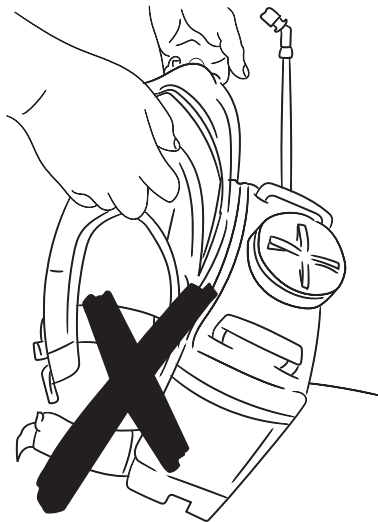


2

Place knapsack on to a level surface so the knapsack is in line with your waist.


3

DO NOT lift the knapsack up from the straps as this can damage and break them!



5

Pull forward to tighten straps and apply fastenings around the waist, you are ready to go!



4

Align yourself with the knapsack and put straps over your shoulders.